

Better Care Fund – A Wiltshire Overview

July 11th, 2024



**Bath and North East Somerset,
Swindon and Wiltshire**
Integrated Care Board



Wiltshire Council

Total Budget 24-25 - £68.2m

24-25 planning refresh submitted to National team on 10th June 2024.

BCF Plans must be agreed by the ICB (in accordance with ICB governance rules) and the local council chief executive, prior to being signed off by the HWB. Once the plan is agreed and approved, the funding must be placed into one or more pooled funds under section 75 of the NHS Act 2006.

Once plans are mutually agreed and assured by the national team, any variations must be mutually agreed.

NHS

Bath and North East Somerset,
Swindon and Wiltshire
Integrated Care Board



Wiltshire Council

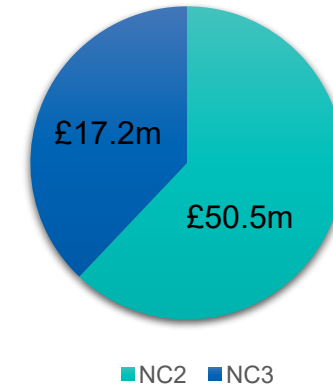


National Context

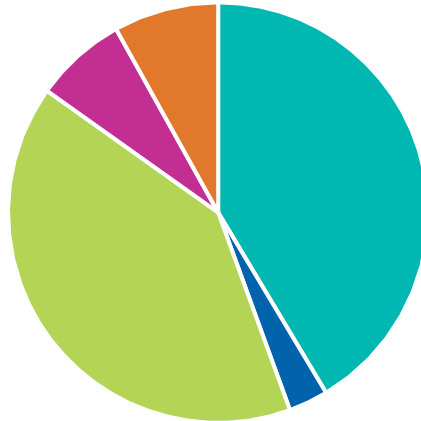
In 23-24 –

Of 58 schemes;

- 36 support **NC2: enabling people to stay well, safe and independent at home for longer**
- 22 support **NC3: providing the right care, at the right place, at the right time**



% of fund



■ Contractual ■ Contractual/In-House ■ System-Wide Support ■ NR ■ DFG

- **Type of spend:**
- 41% - Contractual (28m)
- 3% - Contractual/In-House (£2m)
- 40% - System-Wide Support (28m)
- 8% - DFG



Bath and North East Somerset,
Swindon and Wiltshire
Integrated Care Board



Wiltshire Council

Key Services/Contracts (all figures are approximate)

Scheme	Detail	2024-25 Budget
Community Equipment	Our largest contract. The contract covers adults, children's and continence products. Serves, on average, 1800 service users per month.	£7.6m
Pathway 0 Service – Home From Hospital	A service that supports people being discharged from hospital. Support can include welfare checks, shopping, meal prep assistance, community information and referrals to community groups.	£442,755
Pathway 1 Services – Reablement and HomeFirst ¹	A rehabilitative pathway that supports people to remain in their own homes and as independent as possible.	£3.2m (WHC), and £1.5m (Rb), UEC £1.64m
Pathway 2 Bedded care 2 contracts	A short-term bedded setting that delivers a joint health and social care approach to rehabilitation and regaining independence. (GP support for these beds is also funded)	£3.8m (£257,890)
Crisis Response Services Rapid Response Service Urgent Care at Home ² Telecare Response and support ²	Services that provide in-home support at times of crisis with the aim of avoiding a hospital admission. Support includes a telecare service and response.	£1.4m £1m £1.3m
Carers Services 3 Contracts	Contracts cover digital, adults and young carers support.	£1.3m

¹ HomeFirst will be delivered as one service by Wiltshire Council from 2025-26.

² Brought in-house from Medvivo on 1st August 2024



Key Services/Contracts

Scheme	Detail	2024-25 Budget
Community Health Services	Several contracts are held with Wiltshire Health and Care, commissioned by ICB, delivering a range of community health services such as In-Reach, Community Geriatrics, Community Hospital beds, Discharge staff, Overnight nursing etc	£8.6m
Prevention and Wellbeing Team roles	Supports people in the community, preventing the need for more formal support. Enables people to find their own solutions and thrive in their communities.	£653,000
Providing additional capacity in Adult Social Care Services	Supports capacity in a range of ASC services.	£14m
Supporting Capacity in home care and complex cases	Providing support for the home care etc including domiciliary care and beds	£6.1m

All contracts/schemes are monitored monthly for activity, demand, performance and spend



BCF Performance Metrics

Metric	2023-24 YE reported	2024-25 (planned)
Discharge to usual place of residence. Percentage of people, resident in the HWB, who are discharged from acute hospital to their normal place of residence.	91.6%	91.8%
Proportion of older people who were still at home 91 days after discharge from hospital into reablement or rehabilitation services ¹	92%	N/A ²
Admissions to residential and care home (per 100,000)	735	442 ³
Unplanned admissions for ambulatory sensitive chronic conditions	3,728	3,102
Emergency hospital admissions due to falls in people over 65yrs (per 100,000)	1,981	2,000

¹ Reablement figures only

² No longer required to submit data on this metric but expected to monitor locally.

³ The old metric was ASCOF related and included anyone returning to a care home if admitted from a care home. Local data collection is now required. Agreed to focus on new admissions only. The 24-25 figure is based on 23-24 'new' admissions.

NHS

Bath and North East Somerset,
Swindon and Wiltshire
Integrated Care Board



Wiltshire Council



Reporting

Group	Detail	Responsibility
National BCF Team	Require different reports at various times: Currently: fortnightly and monthly (ASCDF) Annual and six-monthly (Oct 23) planning and performance update (to include demand and capacity plan refresh).	Scrutinises and assures plans.
Health & Wellbeing Board	Oversees delivery of the BCF.	Responsible for sign-off of plans and performance reports.
ICA Partnership Committee	Brings together Wiltshire partners to progress work on the design and delivery of IC models.	No delegated budget or functions. Accountable for effective decision- making regarding Alliance programmes of work.
Locality Commissioning Group	A joint decision-making group, oversees management of joint investments and initiatives.	Delegated financial decision-making.
Health Select Committee	Provides scrutiny of matters relating to the planning, provision and operation of health services in Wiltshire.	To maintain an overview of the Council's role and responsibilities in relation to health and wellbeing.

NHS

Bath and North East Somerset,
Swindon and Wiltshire
Integrated Care Board



Wiltshire Council



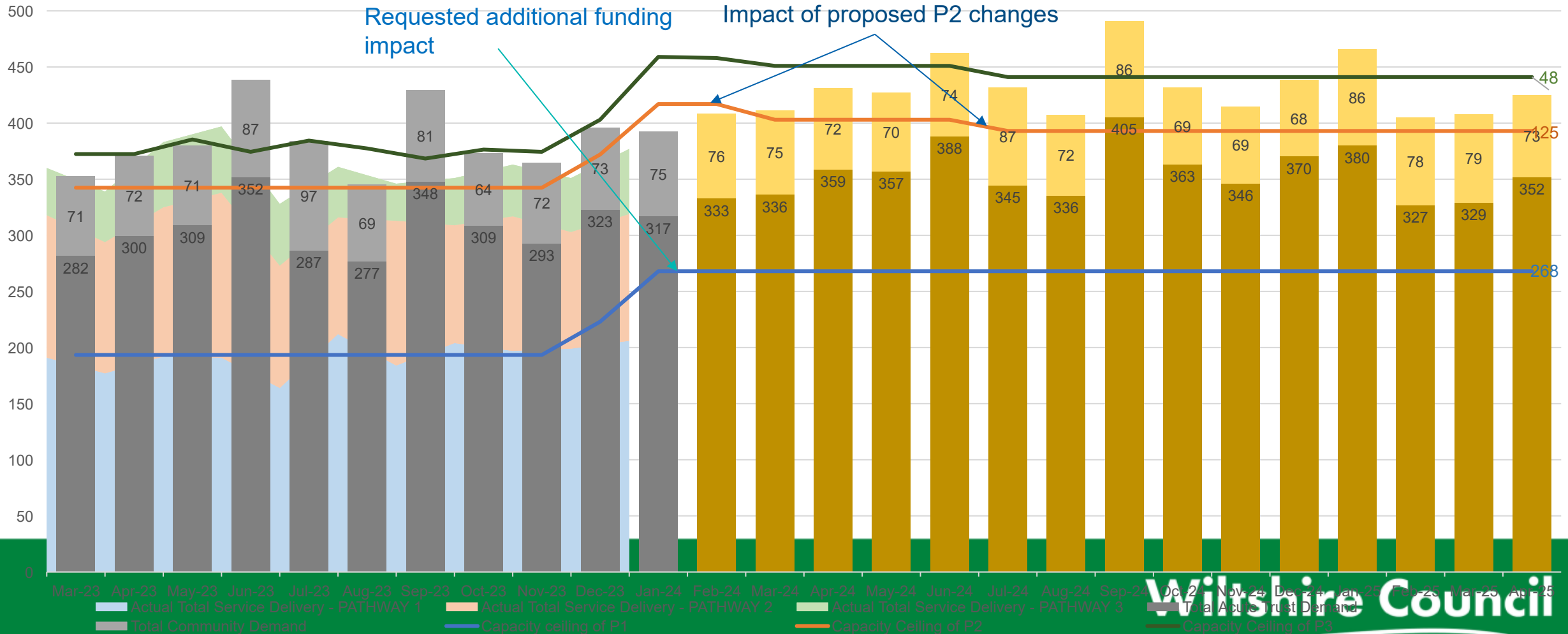
Reporting – Demand and Capacity

- Extensive work led by ICB – Emma Higgins
- Covers Hospital Discharge demand and Capacity to manage those discharges (across the pathways).
- Informs operational planning
- A BSW wide Demand and Capacity group established, alongside a Wiltshire sub-group.
- Modelling tool developed – to calculate and model scenarios. Outputs from the modelling inform operational and financial decision-making. Funds can be targeted where capacity is needed – eg 24-25 planning round – PW1 funding increase.
- Harmonisation across BSW for 24-25 quarterly returns and 25-27 BCF planning.

All Pathway Capacity – WITH ADDITIONAL FUNDING IMPACT

ALL SOURCE DEMAND, CAPACITY and PERFORMANCE
STACKED to show TOTALS

Assumes:-
P1 recurrent funding awarded
Scenario 2b goes ahead
Demand from P2 re-pathway'd



Reporting – Demand and Capacity

June 2023 - Pathway 1 Review	Whole service review undertaken; identified flow blocks, lack of capacity in certain areas, opportunities for role of Care Coordination Centres, new service model developed. Increased ICB UEC funding to match mapped demand.
PW2 Review - 2022	Resulted in the piloting and contracting of 30 'Hub' beds under a new delivery model. This model is already being reviewed to ensure LOS is achieved (to ensure capacity required is available) as well as how we might use them differently.
Community Equipment	Has seen an increase in users as we move to keep more people at home and support independence. Average of 1800 new users per month. One of the largest contracts the Council commissions. Additional Discharge funding was used to bolster spend.

Additional Discharge Funding

- Aim: to support additional discharges from hospital during peak winter pressures.
- We use the funds to deliver the following additionality;
 - Bolster community equipment supply
 - Capacity in bedded settings for complex discharges (PW3)
 - Packages of domiciliary care to support professional capacity in the PW1 discharge services.

Coming Up

The following contracts will be re-commissioned in the next 12-18 months. All provide opportunity to review the service requirement and how we deliver the best outcomes

